

KODAK EKTACHROME 100 Plus Professional Film



This versatile, 100-speed, color reversal film features high color saturation and dependable neutrals combined with pleasing skin tones. It is an excellent choice for daylight exposures under controlled conditions or electronic flash in a wide range of commercial applications including fashion, advertising, and industrial work. You can also expose it with photolamps (3400 K) or tungsten (3200 K) illumination with conversion filters.

EKTACHROME 100 Plus Professional Film has an intended exposure range of 1/10,000 to 1/10 second with no filter correction or exposure compensation.

Use this film to produce color transparencies for viewing with 5000 K illumination. You can also use the transparencies for printing by photomechanical methods and by photographic methods of direct duplication and direct reversal printing. In addition, you can scan transparencies for digital printing and for graphic arts and photo CD applications.

FEATURES		BENEFITS	
• Increased color saturation	• Excellent flesh-to-neutral color balance	• Produces vibrant colors	• Records neutrals while maintaining pleasing skin tones
• Lower highlight contrast		• Offers reasonable control over contrast with lighting variations	

SIZES AVAILABLE

Sizes and catalog numbers may differ from country to country. See your dealer who supplies KODAK PROFESSIONAL Products.

Rolls	Film Code / Spec No.	Acetate Base	CAT No.
135-36	EPP	5-mil (0.13 mm)	898 6010
35 mm x 100 ft	EPP / SP 404*	5-mil (0.13 mm)	159 6709
120	EPP	3.9-mil (0.10 mm)	891 9433
120 (5-roll pro-pack)	EPP	3.9-mil (0.10 mm)	192 5874
220 (5-roll pro-pack)	EPP	3.9-mil (0.10 mm)	112 1003

*Perforated on both edges.

Note: Use the catalog numbers in the table above only for orders placed in the United States and Canada.

Sheets	Size (inches)	Film Code	Base	CAT No.
10	4 x 5	EPP	8.2-mil (0.18 mm) acetate	169 6806
50	4 x 5	EPP		890 4039
10	5 x 7	EPP		815 0625
10	8 x 10	EPP		830 4297
50	8 x 10	EPP		806 0543
KODAK PROFESSIONAL READYLOAD Single-Sheet Packet				
20*	4 x 5	EPP	7-mil (0.18 mm) ESTAR Thick	800 0812

*For use with the KODAK READYLOAD Packet Film Holder or other holders such as the POLAROID Model 545/545i and FUJIFILM QUICKLOAD Film Holders.

STORAGE AND HANDLING

Load and unload film in subdued light.

Store unexposed film at 13°C (55°F) or lower in the original sealed package. To avoid moisture condensation on film that has been refrigerated, allow the film to warm up to room temperature before opening the package. Process film as soon as possible after exposure.

Protect processed film from strong light, and store it in a cool, dry place. For more information, see KODAK Publication No. E-30, *Storage and Care of KODAK Photographic Materials-Before and After Processing*.

DARKROOM RECOMMENDATIONS

Do not use a safelight. Handle unprocessed film in total darkness.

EXPOSURE

Exposure Index Numbers

Use the Exposure Index (EI) numbers below with cameras or light meters and marked for ISO or ASA speeds or exposure indexes. Do not change the film-speed setting when metering through a filter. Metering through filters may affect meter accuracy; see your meter or camera manual for specific information. For critical work, make a series of test exposures.

Light Source	KODAK WRATTEN Gelatin Filter	Exposure Index
Daylight or Electronic Flash	None	100
Photolamp (3400 K)	No. 80B	32
Tungsten (3200 K)	No. 80A	25

Daylight

Use the exposures in the table below for average frontlit subjects from 2 hours after sunrise to 2 hours before sunset.

Lighting Conditions	Shutter Speed (second)	Lens Opening
Bright/hazy sun on light sand or snow	1/125	f/22
Bright hazy sun, distinct shadows	1/125	f/16*
Weak, hazy sun, soft shadows	1/125	f/11
Cloudy bright, no shadows	1/125	f/8
Heavy overcast, open shade†	1/125	f/5.6

*Use f/8 for backlit close-up subjects.

†Subject shaded from the sun but lit by a large area of clear sky

Electronic Flash

Use the appropriate guide number in the table below as a starting point for your equipment. To determine the lens opening, divide the guide number by the flash-to-subject distance. If transparencies are consistently too thin (overexposed), use a higher guide number; if they are too dense (underexposed), use a lower number.

Unit Output (BCPS)*	Guide Number	
	Distance in Feet	Distance in Metres
350	40	12
500	50	15
700	60	18
1000	70	21
1400	85	26
2000	100	30
2800	120	36
4000	140	42
5600	170	50
8000	200	60

*BCPS = beam candlepower seconds.

Multiple Exposures with Electronic Flash

No filter corrections or exposure adjustments are required for 1 or 2 flashes. For additional multipops, see the adjustments in the table below.

Number of Flashes	KODAK Color Compensating Filter	Exposure Adjustment
1 to 2	None	None
4	CC02M	+1/3 stop
8	CC05M	+1/2 stop
16	CC05M	+2/3 stop

Fluorescent and High-Intensity Discharge Lamps

Use the color-compensating filters and exposure adjustments below as starting points to expose this film under fluorescent or high-intensity discharge lamps. For critical applications, make a series of test exposures under your actual conditions.

To avoid the brightness and color variations that occur during a single alternating-current cycle, use exposure times of 1/60 second or longer with fluorescent lamps; with high-intensity discharge lamps, use exposure times of 1/125 second or longer.

Fluorescent Lamps	KODAK Color Compensating Filters	Exposure Adjustment
Daylight	50R	+ 1 stop
White	40M	+ 2/3 stop
Warm White	20C + 40M	+ 1 stop
Warm White Deluxe	30B + 30C	+ 1 1/3 stops
Cool White	40M + 10Y	+ 1 stop
Cool White Deluxe	20C + 10M	+ 2/3 stop

Note: When you don't know the type of fluorescent lamp, try a 30M filter and increase exposure by 2/3 stop; color rendition will probably be less than optimum.

High-Intensity Discharge Lamps	KODAK Color Compensating Filters	Exposure Adjustment
General Electric Lucalox *	80B + 20C	+2 1/3 stops
General Electric Multi-Vapor	20R + 20M	+2/3 stop
Deluxe White Mercury	30R + 30M	+1 1/3 stops
Clear Mercury	70R	+1 1/3 stops

*This is a high-pressure sodium-vapor lamp. The information in the table may not apply to other manufacturers' high-pressure sodium-vapor lamps due to differences in spectral characteristics.

Note: Consult the manufacturer of high-intensity lamps for ozone ventilation requirements and safety information on ultraviolet radiation.

Some primary color filters were used in the previous tables to reduce the number of filters and keep the exposure adjustment to a minimum. Red filters were substituted for equivalent filtration in magenta and yellow. Blue filters were substituted for equivalent filtration in cyan and magenta.

Adjustments for Long and Short Exposures

No filter correction or exposure compensation is required for exposures from 1/10,000 to 1/10 second. At a 1-second exposure, use a CC025R filter and increase exposure by 1/3 stop. At 10 seconds, use a CC025R filter and increase exposure by 1 stop. At 100 seconds, we suggest that you use CC10Y + CC025R filtration and increase exposure by 2 stops.

Note: This information applies only when exposing the films to daylight. The data are based on average emulsions rounded to the nearest 1/3 stop and assume normal, recommended processing. Use the data only as a guide. For critical applications, make tests under your conditions.

PROCESSING

Process this film in KODAK Chemicals, Process E-6.

For consistent processing of this and all other EKTACHROME Films, use a lab that is a member of the KODAK Q-LAB Process Monitoring Service.

RETOUCHING

Use KODAK E-6 Transparency Retouching Dyes. You can chemically retouch sheet and 120/220 sizes of this film on both the base and the emulsion side. Retouch only the emulsion side on the 135 size. For information on retouching equipment, supplies, and techniques, see KODAK Publication No. E-68, *Retouching Transparencies on KODAK EKTACHROME Film*.

PRINTING TRANSPARENCIES

You can reproduce images made on EKTACHROME 100 Plus Professional Film by using a variety of Kodak materials.

Duplicate Color Transparencies

For direct printing use—

KODAK EKTACHROME Duplicating Films

KODAK EKTACHROME RADIANCE III Overhead Material

Or make internegatives on KODAK Commercial Internegative Film and print them on—

KODAK VERICOLOR Print Film

KODAK VERICOLOR Slide Film

KODAK PROFESSIONAL DURATRANS Display Material

KODAK PROFESSIONAL DURACLEAR Display Material

Color Prints

For direct printing use—

KODAK EKTACHROME RADIANCE III Papers

KODAK EKTACHROME RADIANCE SELECT III Material

Or, make internegatives on KODAK Commercial Internegative Film, and print them on—

KODAK PROFESSIONAL PORTRA III Papers

KODAK PROFESSIONAL SUPRA III Paper

KODAK PROFESSIONAL ULTRA III Paper

KODAK PROFESSIONAL DURAFLEX Print Material

Digital Files

You can scan your image to a file and print digitally to —

KODAK PROFESSIONAL Digital III Color Paper

KODAK PROFESSIONAL DURATRANS Digital Display Material

KODAK PROFESSIONAL DURACLEAR Digital Display Material

KODAK PROFESSIONAL DURAFLEX Digital Print Material

SCANNING TRANSPARENCIES

For Graphic Arts Applications

The KODAK EKTACHROME Film family is characterized by sets of image dyes that perform similarly when scanned. The scanner operator can set up one basic tone scale and color-correction channel for all EKTACHROME Films, and then optimize the tone scale and gray balance for the requirements of individual images.

Use the KODAK Color Input Target / Q-60E1 (4 x 5-inch transparency) or Q-60E3 (35 mm slide) to establish the setup for KODAK EKTACHROME Films on all scanners. These targets meet ANSI standards and represent the dye sets of all EKTACHROME Films.

For Photo CD Applications

Use the Universal E-6 Film Term to scan all KODAK EKTACHROME films for Photo CD Imaging Workstation applications.

For Output to a Photo CD Player: Using the Universal E-6 Film Term should result in an image that closely matches your original transparency in density, tone scale, and overall color balance when viewed on a player.

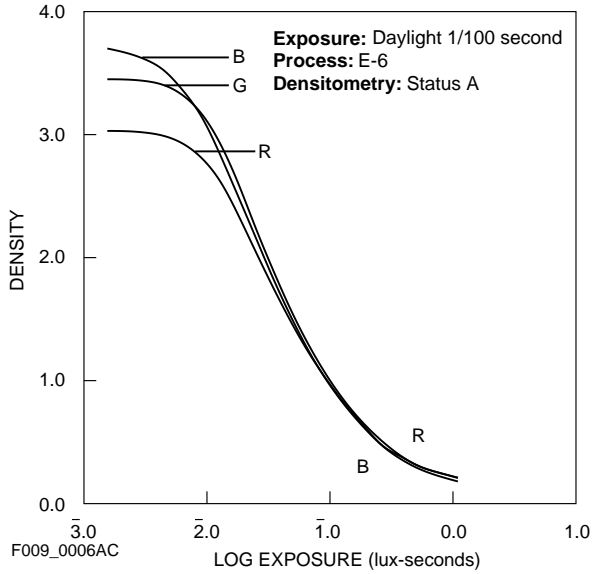
For Output to Devices Other than Photo CD Players: The YCC data that results when using the Universal E-6 Film Term is capable of producing a high-quality duplicate of your original transparency in terms of density, tone scale, and color reproduction. Final quality of your reproduced image depends on the capabilities of your output device, the viewing environment, and the rendering path that is used.

CURVES

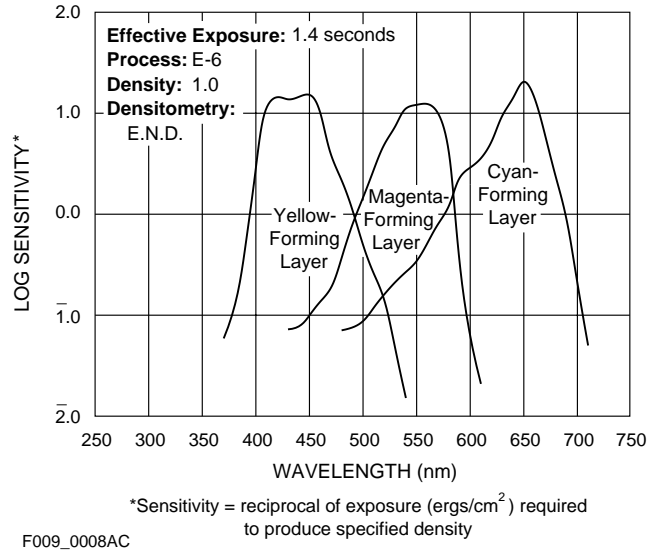
Diffuse rms Granularity* 11 (very fine)

*Read on a gross diffuse visual density of 1.0, using a 48-micrometre aperture, 12X magnification.

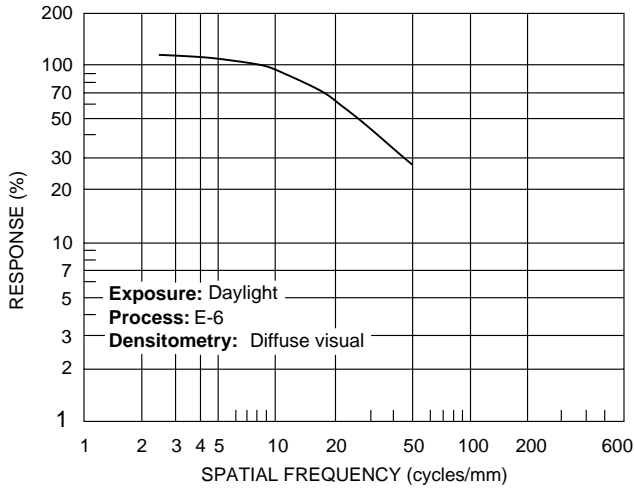
Characteristic Curves



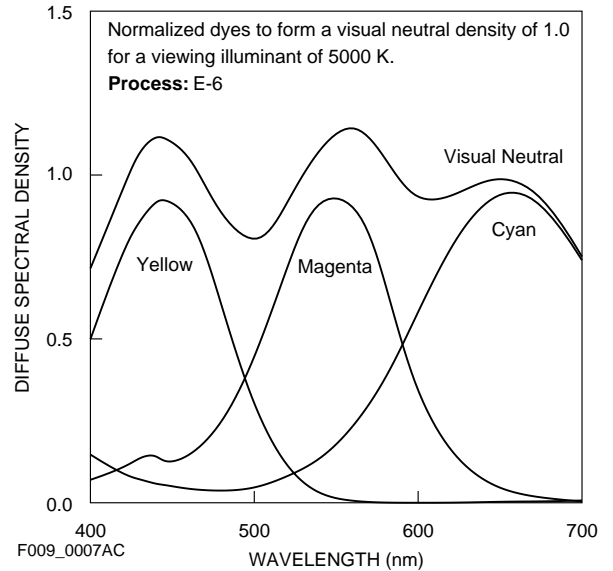
Spectral-Sensitivity Curves



Modulation-Transfer Curves



Spectral-Dye-Density Curves



NOTICE: The sensitometric curves and data in this publication represent product tested under the conditions of exposure and processing specified. They are representative of production coatings, and therefore do not apply directly to a particular box or roll of photographic material. They do not represent standards or specifications that must be met by Eastman Kodak Company. The company reserves the right to change and improve product characteristics at any time.

KODAK EKTACHROME 100 Plus Professional Film

MORE INFORMATION

Kodak has many publications to assist you with information on Kodak products, equipment, and materials.

Additional information is available on the Kodak website and through the U.S.A. / Canada faxback system.

The following publications are available from Kodak Customer service, from dealers who sell Kodak products, or you can contact Kodak in you country for more information.

- E-8 *KODAK EKTACHROME 64 Professional Film*
- E-27 *KODAK EKTACHROME 100 Professional Film*
- E-28 *KODAK PROFESSIONAL EKTACHROME Film E200*
- E-30 *Storage and Care of KODAK Photographic Materials—Before and After Processing*
- E-38 *KODAK EKTACHROME Duplicating Films*
- E-68 *Retouching Transparencies on KODAK EKTACHROME Film*
- E-103RF *KODAK PROFESSIONAL Color Reversal Films*
- E-130 *KODAK EKTACHROME 64T Professional Film*
- E-144 *KODAK EKTACHROME 160T Professional Film*
- E-145 *KODAK EKTACHROME 320T Professional Film*
- E-147 *KODAK EKTACHROME 1600 Professional Film*
- E-161 *KODAK EKTACHROME 400X Professional Film*
- E-163 *KODAK PROFESSIONAL EKTACHROME Film E100VS*
- E-164 *KODAK PROFESSIONAL EKTACHROME Films E100S and E100SW*

For the latest version of technical support publications for KODAK PROFESSIONAL Products, visit Kodak on-line at:
<http://www.kodak.com/go/professional>

Many technical support publications for KODAK PROFESSIONAL Products can be sent to your fax machine from the Kodak Information Center. Call:
U.S. 1-800-242-2424, Ext. 33 / Canada 1-800-295-5531
—Available 24 hours a day, 7 days a week—

If you have questions about KODAK PROFESSIONAL Products, call Kodak.

In the U.S.A.:

1-800-242-2424, Ext. 19, Monday–Friday
9 a.m.–7 p.m. (Eastern time)

In Canada:

1-800-465-6325, Monday–Friday
8 a.m.–5 p.m. (Eastern time)

Note: The Kodak materials described in this publication for use with KODAK EKTACHROME 100 Plus Film are available from dealers who supply KODAK PROFESSIONAL Products. You can use other materials, but you may not obtain similar results.

Kodak Professional